

Counting in KS1

Counting in Key Stage 1

Year 1

- Count forwards and backwards to 100 and beyond (from different starting points)
- Count in steps of 2 up to 20 (e.g. 2, 4, 6, 8, etc)
- Count in steps of 5 up to 50 (e.g. 5, 10, 15, 20, etc)
- Count in steps of 10 up to 100 (e.g. 10, 20, 30, 40, etc)

Year 2

- Count in steps of 10 from any number
- Count in steps of 3
- 2, 5 and 10 times tables and division facts

Counting Challenges

Year 1

- Count out 1 more and 1 less than a given number up to 100.
- Count out 2 more and 2 less than a given number.
- Use ordinal numbers to 10th and then to 20th (e.g. 1st, 2nd, 3rd etc).

Year 2

- Count in 2's from an odd number.
- Count up to 100 objects by grouping them into 10's, 5's or 2's
- Investigate patterns in a 100 square.

Counting at Home



Step counting





In the garden



- Number formation


- Make a number line





Mastering Number



Subitising

Subitising is when you are able to look at a group of objects and realise how many there are without counting. This only works with small groups of numbers, as we can only subitise up to 5 things









Number Facts

Year 1

- Adding within 10 and then 20
- Subtracting within 10 and then 20
- Doubles
- Halves
- 1 more and 1 less
- 10 more and 10 less

Year 2

- Times tables! (2's, 5's and 10's)

Year 1 (Numbots website)

- subitising
- number facts within 10 /20
- doubling / halving

Year 2 (Times Table Rockstars website)

- Autumn term – 10 times tables
- Spring term – 2 times tables
- Summer term – 5 times tables